

bone & tissue days

World Congress

Berlin 2016

8 - 10 September 2016

bone & tissue
regeneration

botiss
biomaterials

soft tissue

education

hard tissue

bcc

Berlin Congress Center
Alexanderstraße 11
10178 Berlin

program

Scientific and Clinical board:

Prof. Dr. Dr. Bodo Hoffmeister (Charité - University Hospital Berlin)

Prof. Dr. Phoebus N. Madianos, Ph.D. , D.D.S. (University of Athens)

Overview

bone & tissue days

8th September 2016
[Pre-Congress Courses](#)

9th September 2016
[Workshops](#) > [3D video demonstration](#) > [Lecture](#)

10th September 2016
[Lecture](#) > [3D video demonstration](#) > [Lecture](#)

9th September 2016 > [Evening Event](#)

Welcome

to education, science, innovation,
regeneration, and fun –

Welcome to the
3rd bone & tissue days world congress in Berlin

Dental bone and tissue regeneration is both, a clinical art and science. Expertise in tissue regeneration requires constant innovation, learning from the best, participation and exchange. We invite you to our 3rd bone & tissue days world congress, to experience presentations and workshops of leading clinical and scientific regeneration experts, giving you the chance for highest-level learning and valuable knowledge exchange.

The congress takes place at the bcc Berlin Congress Center, which is one of Berlins most popular event locations, due to its extraordinary architecture and central location in the heart of the city.

In addition to the workshops and lectures on Friday 9th and Saturday 10th, you have the chance to deepen your knowledge in implant therapy and periodontal regeneration in one of our two full-day Pre-Congress Courses.

Be part of the bone and tissue regeneration community, learn more about most current treatment options and concepts in dental regeneration, innovative biomaterials and get valuable input for your everyday working practice.

We are looking forward to seeing you in Berlin!

WS Fusion Day (with Prof. Dr. Hom-Lay Wang and Dr. Marius Steigmann)



The WS Fusion Day is a unique concept based on the interactive presentation of two leading specialists in the field of dental implant rehabilitation, Prof. Hom-Lay Wang and Dr. Marius Steigmann. The course highlights "The Art & Science Of Implant Therapy" and gives insight into current bone augmentation and soft tissue management techniques.



Lecture:

Prof. Hom Lay Wang's lecture concerns bone augmentation and socket preservation. Currently there are many techniques available for horizontal bone augmentation. These include but are not limited to socket augmentation, immediate implant placement, guided bone regeneration (i.e. sandwich bone augmentation), monocortical graft (either auto- or allogenic), and ridge split/expansion. This seminar will discuss these approaches and provide a "decision tree" that can assist clinicians in choosing the most predictable procedure for socket management and horizontal bone augmentation. Furthermore, Prof. Wang addresses common implant complications, in particular the biological aspects thereof, as well as approaches for their prevention. A decision tree on how to manage these complications will be presented, and the pros and cons of techniques used to treat implant diseases/complications will be discussed.

Fees:

Booking only possible in combination with congress participation.

Lecture: 150 € excl. VAT

Workshop: 300 € excl. VAT

No single booking possible, only in combination with lecture.

Hands-on Workshop

for socket preservation and soft tissue management around dental implants



Workshop is limited for 50 participants.

Dr. Marius Steigmann focuses on different soft tissue management techniques to achieve optimal aesthetic results in every situation. There is an increasing emphasis on soft tissue management in implantology. Manipulation of the soft tissue before implant placement, during the process of implant placement or while the implant is uncovered should be carried out with as little trauma as possible for the soft tissue.

Sufficient soft tissue mobilization to ensure primary wound closure can be challenging, especially for extensive bone augmentations. Dr. Marius Steigmann has developed special flap designs and location-specific suturing techniques to improve soft tissue management, such as the aesthetic buccal flap and the periosteal pocket flap, which may be used in demanding augmentations.

Agenda

- 09:00 a.m. Lecture Part 1
- 11:00 a.m. Coffee break
- 11:30 a.m. Lecture Part 2
- 12:30 p.m. Lunch
- 01:15 p.m. Workshop
- 04:00 p.m. End of course



supported by



Pre-Congress Course



Prof. Dr. Leonardo Trombelli

Single Flap Approach – a simplified procedure for periodontal regeneration

Deep intrabony defects represent a challenge for the clinician as they can lead to tooth loss if not treated properly. Over the past years, various approaches have emerged, aiming to improve the clinical conditions of the tooth affected by the lesion. The single flap approach (SFA) in combination with regenerative devices is a simplified surgical procedure to effectively treat deep intrabony defects while minimizing surgical trauma and post-surgical complications.

In this course, Prof. Leonardo Trombelli, an expert of the SFA procedure, presents its indications and surgical protocol. In the following hands-on session, the participants have the opportunity to practice the fundamental steps of the single flap approach on pig jaws, in combination with Straumann® Emdogain®.

Agenda

- 08:30 a.m. Registration
- 09:00 a.m. Key factors for therapeutic success in periodontal regeneration
- 10:00 a.m. The single flap approach: Indications and surgical technique
- 11:00 a.m. Coffee break
- 11:30 a.m. SFA: the selection of the regenerative technology
- 12:30 p.m. Lunch
- 01:15 p.m. Hands-on training
- 04:00 p.m. End of course

Location

Straumann Fortbildungszentrum
Kurfürstendamm 22 / 10719 Berlin

Fees:

Booking only possible in combination with congress participation.
350 € excl. VAT

Course is limited to 30 participants.



Special thanks to our sponsors, supporters and friends!

Gold Sponsor:



Silver Sponsor:



Bronze Sponsors:



Workshops

Fee: 150 € excl. VAT per workshop

All workshops in each session run parallel. Max. one workshop per session can be booked.

08:00 a.m.	Session 1	<p>1. Jan Kielhorn The shell technique – established concept with new materials</p> <p>2. Daniel Rothamel Autograft meets GBR: new frontiers in minimal-invasive grafting procedures</p> <p>3. Dávid Botond Hangyási Surgical methods to ensure sufficient quantity and quality of gingiva around implants</p>	<p>4. Ralf Smeets Update on periimplantitis – what is really effective?</p> <p>5. Andrea Piloni Understanding the healing of the «periodontal wound» as a biomolecular unit: the basis for the optimal treatment outcomes</p> <p>6. Gregor-Georg Zafropoulos Management of periimplant soft tissue and socket preservation</p>	<p>7. Bernhard Giesenhagen/Orcan Yüksel The bone ring technique</p> <p>8. Damir Jelušić Sinus lift – transcrestal or lateral window approach</p> <p>9. Markus Schlee The bonebuilder concept</p> <p>10. Anton Sculean^{#1} Techniques in plastic periodontal surgery</p>
10:00 a.m.		Coffee break		
10:30 a.m.	Session 2	<p>11. Michael Back Clinical application of a collagen matrix as alternative to autologous transplants</p> <p>12. Olaf Daum Augmentation and Bone Grafting – Compact pig jaw-Workshop</p> <p>13. Adrian Kasaj Techniques for predictable results in plastic periodontal surgery</p>	<p>14. Jean-Louis Zadikian Reducing invasiveness of partial and full-arch restorations – Advanced treatment concepts in soft tissue management and healing</p> <p>15. Anke Isser Concepts for vertical ridge augmentation</p> <p>16. Fernando Rojas-Vizcaya Rehabilitation of the edentulous mandible</p>	<p>17. Giovanni Zucchelli Reconstructive periodontal plastic surgery in the esthetic zone</p> <p>18. David Dohan Ehrenfest Innovative regenerative therapy approach: L-PRF</p> <p>19. Howard Gluckman Cortical plates as an alternative to the utilisation of Khoury autogenous bone plate</p> <p>20. Anton Sculean^{#2} Techniques in plastic periodontal surgery</p>
12:30 p.m.		Lunch break and exhibition		
01:30 p.m.				

#1/#2 - Workshops with this notation will be held twice

Friday, 9th September 2016

Abstracts

Workshops / Session 1

08:00 a.m. - 10:00 a.m.



Jan Kielhorn

1. The shell technique – established concept with new materials

The shell technique is a well-established method for ridge augmentation. Today, the use of allogenic bone plates is a patient-friendly alternative to autologous plates, opening further application possibilities for the technique. Based on clinical cases, Jan Kielhorn will present the various indications for the shell technique. In the following hands-on on jaw models, participants can practice the techniques and have the possibility for discussion and exchange of experience.



Daniel Rothamel

2. Autograft meets GBR: new frontiers in minimal-invasive grafting procedures

One of the most challenging procedures in implantology is the predictable and safe regeneration of bone and soft tissue defects. Available bone substitutes differ significantly in terms of their biochemical aspects, which influence the volume stability, speed of bone formation and graft remodeling. Therefore a careful selection of the materials and techniques applied is required to achieve the best outcome, based on numerous clinical cases and current evidence-based literature, Daniel Rothamel will present the different techniques with regard to indication and surgical procedure.



Dávid Botond
Hangyási

3. Surgical methods to ensure sufficient quantity and quality of gingiva around implants

Periimplant plastic surgery aims at improving the function and esthetics of peri-implant mucosa around dental implants. Different coronally-, apically or laterally displaced pedicle grafts in combination with autologous or xenogenic free soft tissue grafts provide us several ways to reach our goals. This course aims at xenogenic alternatives for free soft tissue grafts, used in combination with the coronally- or apically displaced flaps. Participants will practice surgical techniques in a hands-on training on animal jaws.



Ralf Smeets

4. Update on periimplantitis – what is really effective?

In order to deal with the topic periimplantitis, many factors need to be addressed. Ralf Smeets will help you to familiarize with this specific issue, with the aim to make you feel more comfortable in dealing with it. After presenting the biology and etiology of the disease and the appropriate clinical and radiological diagnostics, he will discuss the various surgical and non-surgical procedures in the treatment of periimplantitis.



Andrea Pilloni

5. Understanding the healing of the «periodontal wound» as a biomolecular unit: the basis for the optimal treatment outcomes
Periodontal wound healing is based on a series of biological and cellular events that drive the soft and hard tissues to a clinical final result, of reparative or regenerative nature. The soft tissues, epithelium and gingival connective tissue, when considered alone, seem to possess really peculiar characteristics. It plays a role of high specialization in that, as a result of injury, it needs to achieve the outcome of healing as quickly as possible in order to ensure the deep tissues (bone and cementum) to better reach the major objective for the clinician, i.e. the gain of attachment.



Gregor-Georg
Zafiropoulos

6. Management of periimplant soft tissue and socket preservation

In this workshop Gregor-Georg Zafiropoulos will discuss and compare classical and modern concepts for the thickening of attached gingiva. Participants will have the opportunity to train the learned techniques on pig jaws and apply a porcine dermal collagen matrix. Furthermore, different techniques for socket preservation will be presented.



Bernhard
Giesenhagen/
Orcan Yüksel

7. The bone ring technique

Bernhard Giesenhagen and Orcan Yüksel have developed a technique which allows simultaneous bone augmentation and implantation in one single procedure. The bone ring technique is applicable for almost all indications, including sinus floor elevation. By using prefabricated allogenic bone rings, the surgical procedure may be simplified.



Damir Jelušić

8. Sinus lift – transcrestal or lateral window approach

Reduced bone volume in lateral maxilla is a frequent clinical situation. There are several clinical strategies that may be performed; use of short implants, bone augmentation by sinus lift with lateral window approach, or placing implants with simultaneous transcrestal augmentation (Summers Technique). The lateral window approach is a demanding surgical technique requiring advanced surgical skills, specific instruments, bone substitute materials and membranes. Detailed surgical techniques and different clinical approaches will be presented, as well as management of the most common complications.



Markus Schlee

9. The bonebuilder concept

Markus Schlee will talk about his experience with allogenic bone regeneration materials and present 8-years data of an innovative treatment concept; the bonebuilder technique. Patient-specific bone blocks are milled preoperatively using 3D CAD/CAM technology. The application of more than 100 bone blocks has been documented over the past five years; histological and clinical results thereof will be presented. Furthermore, the soft tissue management which is required for these cases will be focused in this theoretical course.



Anton Sculean

10. Techniques in plastic periodontal surgery

Today, modern surgical techniques allow for the successful treatment of gingival recession, even in more challenging situations. Flap preparation without vertical releasing incisions, the use of connective tissue transplants, collagen matrices, or the combination with enamel matrix proteins, all result in improved healing and predictable results. Anton Sculean will discuss different techniques developed to achieve predictable aesthetic results in plastic periodontal surgery. Participants will practice surgical techniques in a hands-on training on animal jaws.

Friday, 9th September 2016

Abstracts

Workshops / Session 2

10:30 a.m. - 12:30 p.m.



Michael Back

11. Clinical application of a collagen matrix as alternative to autologous transplants

This workshop addresses those who want to learn more about soft tissue management, recession coverage, socket preservation, and thickening of the gingiva by using the dermal collagen matrix mucoderm® as an alternative to autologous tissue grafts. Based on clinical cases, Michael Back will present and discuss the various options for muocderm® application and the corresponding techniques. Participants may practice the presented techniques in the hands-on training on animal jaws.



Olaf Daum

12. Augmentation and Bone Grafting – Compact pig jaw-Workshop

Hard tissue deficiencies can be corrected by various procedures, e.g. autogenous grafts, bone splitting and spreading or distraction. This compact workshop shows the correct technique of Guided Bone Regeneration (GBR) and the proper combination of autologous bone, particulated grafting material and collagen membranes. Single implant placements with augmentations, up to full arch reconstructions of atrophic alveolar ridges will be demonstrated. Furthermore, various techniques to manipulate the soft tissue before, during and after implantation will be trained on pig jaws.



Adrian Kasaj

13. Techniques for predictable results in plastic periodontal surgery

More recently, the use of 3D collagen matrices of porcine origin has been introduced as a soft-tissue graft substitute and possible alternative to CTG in periodontal plastic surgery. The various soft tissue grafting techniques and the expanding role of collagen matrices in the treatment of single and multiple gingival recessions will be discussed. Participants will have the opportunity to practically apply the shown techniques for recession coverage on animal jaws using CTG or a porcine matrix.



Jean-Louis
Zadikian

14. Reducing invasiveness of partial and full-arch restorations – Advanced treatment concepts in soft tissue management and healing

In most cases the surgical procedure from a severely damaged dentition to an implant-borne prosthetics is uncomplicated. However, especially the first days after invasive implantation procedures are associated with an elevated risk for wound healing complications, post-surgical pain and swelling. Jean-Louis Zadikian will present how new concepts in soft tissue management can help to render straightforward full arch restorations “less invasive”. He will present new technologies and treatment concepts to accelerate soft tissue wound healing, reduce complications and improve patients’ acceptance of the implant therapy.



Anke Isser

15. Concepts for vertical ridge augmentation

The bone ring and the bonebuilder techniques are concepts for vertical and horizontal augmentation that pose high demands for the clinical user. Moreover, an appropriate soft tissue management and infection prophylaxis is most challenging in these situations. Anke Isser will discuss indications, advantages and limitations of both techniques and present a suitable everyday life concept for one- and two-stage ridge augmentation, aiming to avoid dehiscences and associated failures. In addition, important steps of the bone ring technique will be demonstrated and trained practically.



Fernando
Rojas-Vizcaya

16. Rehabilitation of the edentulous mandible

This workshop describes the planning and the rehabilitation of the edentulous mandible for a fixed detachable restoration or hybrid prostheses. Training of this concept includes ridge preservation, suturing and performance of the immediate loading protocol.



Giovanni
Zucchelli

17. Reconstructive periodontal plastic surgery in the esthetic zone

Very often the most coronal millimeters of the root exposure is the only visible part of the recession when smiling, therefore even of a shallow recession may be an aesthetic problem for the patient. Thus, complete root coverage, up to the cemento-enamel junction, is the goal to be achieved. The coronally advanced flap (CAF) has been demonstrated to achieve complete root coverage in most patients irrespective to the number of recessions treated in each intervention. In this workshop, participants will be able to practice the CAF technique on pig jaws.



David Dohan
Ehrenfest

18. Innovative regenerative therapy approach: L-PRF

Leukocyte- and Platelet-Rich Fibrin (L-PRF) is a strong fibrin-based membrane rich in growth factors and healing cells. In this workshop, David Dohan Ehrenfest will develop the basic knowledge about PRP and PRF, explain their differences and particularities, and illustrate the many clinical opportunities offered by the use of L-PRF in periodontal surgeries and implant-supported rehabilitations. The specific protocol of the L-PRF technique will be presented in detail, from blood drawing to the final L-PRF matrix.



Howard
Gluckman

19. Cortical plates as an alternative to the utilisation of Khoury autogenous bone plates

Khoury plates create excellent bone due to the fact that they provide space maintenance as well as graft stability for ideal GBR. However, these plates are not easy to harvest and fabricate. Therefore, allogenic cortical struts are an ideal replacement for this technique. In course of the hands-on training on animal jaws, Howard Gluckman will present the use of the bone struts and explain all the pros and cons of their use, including how to manipulate the plates to get the best out of them. In addition, hints and tips will be given and the management of complications of these cases will be discussed.



Anton Sculean

20. Techniques in plastic periodontal surgery

Today, modern surgical techniques allow for the successful treatment of gingival recession, even in more challenging situations. Flap preparation without vertical releasing incisions, the use of connective tissue transplants, collagen matrices, or the combination with enamel matrix proteins, all results in improved healing and predictable results. Anton Sculean will discuss different techniques developed to achieve predictable aesthetic results in plastic periodontal surgery. Participants will practice surgical techniques in a hands-on training on animal jaws.

Workshop and Lecture Program

The congress lectures are divided in two parallel sessions.
You are free to switch between both sessions as often as you want.

08:00 a.m. - 12:30 p.m.

Workshops session 1 and 2, see pages 7 to 11

12:30 p.m - 01:30 p.m.

Lunch break

01:30 p.m - 02:30 p.m.

3D video demonstration / Individual treatment concepts in gingival recession coverage / [Dávid Botond Hangyási](#)

Dome hall

Level B hall

02:30 p.m - 04:15 p.m.

Plastic aesthetic periodontal surgery

[Giovanni Zucchelli](#) / Reconstructive periodontal plastic surgery around teeth and implants in the aesthetic zone

[Anton Sculean](#) / Innovative concepts for treatment of singular and multiple recessions

[Leonardo Trombelli](#) / Periodontal regeneration: matching techniques and technology

Concepts for socket preservation

[Cobi Landsberg](#) / Socket preservation: state of the art

[Peter Randelzhofer](#) / Biologic concepts to maintain and augment the hard and soft tissue of the alveolar process

[Alessandro Rossi](#) / Socket sealing and periimplant soft tissue augmentation with mucoderm

04:15 p.m - 04:45 p.m.

Coffee break

04:45 p.m - 06:00 p.m.

Augmentation with allografts

[Bernhard Giesenhausen/Orcan Yüksel](#) / The bone ring technique – one-stage vertical augmentation

[Önder Solakoglu](#) / Guided Bone Regeneration revisited – New horizons through innovative technology and latest materials

Soft tissue thickening around implant and teeth

[Michael Back](#) / Dermal collagen matrix for soft tissue management – an alternative to autologous connective tissue grafts?

[Algirdas Puisys](#) / Thickening of periimplant soft tissue to improve crestal bone stability

Evening event

Friday Night

Evening Event

Start: 07:30 p.m.

Located in an old warehouse in the industrial harbour area, the WECC has hosted many events over its lifetime. The visually imposing brick stone interior, high ceilings and adept acoustic quality make the hall not only stunning but a great display of Berlin ambience.



SEKTOR B, HALLE 1, WESTHAFFENSTR. 1, 13353 BERLIN

We are delighted to have you as our guests at our bone & tissue days party.

Let our culinary experts treat you with fantastic food and drinks, enjoy brilliant live music and dance in a magnificent atmosphere and let yourself be surprised by further highlights.

We look forward to spend an eventful night with you.

Shuttle Service:

A shuttle service between the congress venue and evening event spot will be offered.

Departures:

06:30 p.m. until 07:00 p.m.:

bcc Berlin Congress Center > WECC

11:00 p.m. until 00.30 a.m.:

WECC > bcc Berlin Congress Center



Fee: 109 € excl. VAT

Lecture Program

The congress lectures are divided in two parallel sessions.
You are free to switch between both sessions as often as you want.

Dome hall

09:00 a.m. - 10:45 a.m.

Update in periodontal surgery

[Adrian Kasaj](#) / Management of gingival recession defects: Do we still need autogenous grafts?

[Péter Windisch](#) / Periodontal hard- and soft tissue reconstruction with respect to dental implants

[Andrea Pilloni](#) / Understanding the healing of the «periodontal wound» as a biomolecular unit: the basis for the optimal treatment outcomes

10:45 a.m. - 11:15 a.m.

11:15 a.m. - 01:00 p.m.

Soft tissue management in bone augmentation

[Marius Steigmann](#) / Soft tissue management for flap design

[Jean-Louis Zadikian](#) / Reducing invasiveness of partial and full-arch restorations – Advanced treatment concepts in soft tissue management and healing

[Oliver Blume](#) / Giving back the smile – commitment for the Deutsche Cleft Kinderhilfe e.V. in Burundi

01:00 p.m - 02:00 p.m

02:00 p.m - 03:00 p.m

03:00 p.m - 04:45 p.m

Complex ridge augmentation with allografts

[Marko Blaskovic](#) / Alveolar ridge regeneration with allogenic bone blocks

[Helfried Hulla](#) / The bone ring technique

[Markus Schlee](#) / Bone blocks out of a box – is this working?

Level B hall

Variability in bone augmentation

[Georges Khoury](#) / Allogenic bone and remodeling

[Uwe Radmacher](#) / 3D bone augmentation 2.0 - a clinical case presentation

[Keizo Miyoshi](#) / Sinus lift – a new crestal approach

Coffee break

Success factors in GBR

[Krzysztof Chmielewski](#) / Bone regeneration – biological approach with mixture of different biomaterials for best aesthetic results

[Howard Gluckman](#) / GBR – a recipe for success

[Daniel Rothamel](#) / Barrier function of GBR membranes – from separation to transmembraneous angiogenesis

Lunch break and exhibition

3D video demonstration / The shell technique – established concept with new materials / [Jan Kielhorn](#)

Aesthetics and soft tissue management

[Stavros Pelekanos](#) / Periimplant tissue management in the aesthetic zone

[Henriette Lerner](#) / Art and Science of Tissue Aesthetics

[Guido Petrin](#) / Clinical experience with an acellular dermal matrix

around the world

since 2012: 21 bone & tissue days in 16 countries

The bone & tissue days are an innovative congress concept with a strong focus on dental hard and soft tissue regeneration. They are characterized by a combination of theoretical clinical-scientific lectures and practically orientated workshops.

Berlin,
Germany: 05/2012
/ London, UK: 10/2012 /
Bangkok, Thailand: 09/2013 / Budapest,
Hungary: 09/2013 / Madrid, Spain: 09/2013
/ Istanbul, Turkey: 11/2013 / Copenhagen,
Denmark: 05/2014 / Bucharest, Romania: 05/2014
/ Opatija, Croatia: 05/2014 / Cape Town, South
Africa: 06/2014 / Saint Petersburg, Russia: 06/2014 /
Berlin, Germany: 09/2014 / Madrid, Spain: 10/2014
/ Medellín, Colombia: 02/2015 / Baku, Azerbaijan:
04/2015 / Køge, Denmark: 05/2015 / Bucharest,
Romania: 10/2015 / Madrid, Spain: 10/2015
/ Hong Kong, China: 12/2015 / Porto,
Portugal: 11/2015 / Salzburg,
Austria: 12/2015

Within the last years the bone & tissue days have become a major platform for the discussion of current innovations and concepts in dental tissue regeneration.

Find information on the forthcoming
bone & tissue days at

www.boneandtissue.com

Hotel Recommendations



H2 Hotel Berlin Alexanderplatz**

Our 2-star H2 Hotel Berlin Alexanderplatz welcomes you to the most central location in the capital. Alexanderplatz, popularly known as „Alex“, is the ideal starting point for your visit to Berlin.

Relax in one of our 288 rooms furnished in a modern style with air conditioning, flat-screen TV, bathroom with separate toilet, underfloor heating, rainforest shower and hairdryer.

your pros in the hotel:

- Air conditioning
- Free Highspeed Internet (WLAN)
- LCD-TV
- Rainforest shower

Single Room incl. breakfast 109 €*
Double Room incl. breakfast 119 €*
Valid until: 07th August 2016

H2 Hotel Berlin Alexanderplatz

Karl-Liebknecht-Straße 32a

10178 Berlin

distance:

- 0.7 km** bcc (Berliner Congress Center)
- 3.7 km** Main station
- 10 km** Tegel airport
- 23 km** Schönefeld airport


Park Inn by Radisson Berlin Alexanderplatz ****

With its 1012 rooms and suites on 37 floors, and a total height of 150 m, the 4-star Park Inn by Radisson Hotel Berlin Alexanderplatz is the second largest hotel in Germany and the tallest hotel in Berlin.

Each accommodation at Park Inn by Radisson Berlin Alexanderplatz offers a unique and fascinating view of the bustling German capital.

your pros in the hotel:

- LCD-TV
- Air conditioning
- Central location
- Safe
- Shower oder bathtub with underfloor heating



Single Room incl. breakfast 119 €*
Double Room incl. breakfast 129 €*
Valid until: 7th May 2016

Park Inn by Radisson Berlin Alexanderplatz

Alexanderstraße 7

10178 Berlin

distance:

- 0.1 km** bcc (Berliner Congress Center)
- 5 km** Main station
- 16 km** Tegel airport
- 23 km** Schönefeld airport



Holiday Inn Berlin-Centre Alexanderplatz ****

Enjoy fine cuisine and free Wi-Fi at this modern 4-star hotel near historic Alexanderplatz.

Guests love the modern design of the hotel's 242 guestrooms, with their wooden floors and eye-catching artworks. Free Wi-Fi and landline calls to 19 countries included.

your pros in the hotel:

- Free Highspeed Internet (WLAN)
- LCD-TV
- Air conditioning
- Central location
- Modern rooms
- Phone / Fax
- Free coffee- and teamaker
- Bathroom with bathtub

Single Room incl. breakfast 139 €*
Double Room incl. breakfast 150 €*
Valid until: 29th July 2016

Holiday Inn Berlin-Centre Alexanderplatz

Theanoltte-Baehnisch-Straße 2

10178 Berlin

distance:

- 0.35 km** bcc (Berliner Congress Center)
- 4 km** Main station
- 11 km** Tegel airport
- 21 km** Schönefeld airport

Leonardo Hotel Royal Berlin ****

The 4-star Leonardo Royal Hotel Berlin Alexanderplatz welcomes you to its extraordinary atmosphere: the historical structure meets puristic design, harmonious color concepts and modern design elements.

The hotel offers 346 rooms including suites with all modern comfort.

your pros in the hotel:

- Free Highspeed Internet (WLAN)
- LCD-TV
- Air conditioning
- Safe
- Modern style
- Coffee- and tea maker
- Bathroom with shower



Single Room incl. breakfast 129 €*
Double Room incl. breakfast 149 €*
Valid until: 13th July 2016

Leonardo Hotel Royal Berlin

Otto-Braun-Straße 90

10249 Berlin

distance:

- 0.7 km** bcc (Berliner Congress Center)
- 4.5 km** Main station
- 12 km** Tegel airport
- 22.5 km** Schönefeld airport

Hotel Recommendations



RAMADA Hotel Alexanderplatz ****

Our 4-star RAMADA Hotel Berlin Alexanderplatz is situated on one of the most popular squares in Berlin; the Alexanderplatz.

Thanks to the 337 comfortable rooms furnished in a modern style you can feel at home when you stay with us.

your pros in the hotel:

- Free Highspeed Internet (WLAN)
- LCD-TV
- Air conditioning
- Laptop safe
- Central location
- Rainforest shower
- Underfloor heating
- Fitness in the hotel
- Wellness area

Single Room incl. breakfast 119 €*
Double Room incl. breakfast 129 €*
Valid until: 7th August 2016

RAMADA Hotel Alexanderplatz

Karl-Liebknecht-Straße 32

10178 Berlin

distance:

- 0.7 km** bcc (Berliner Congress Center)
- 3.7 km** Main station
- 10 km** Tegel airport
- 23 km** Schönefeld airport

TITANIC Gendarmenmarkt Berlin *****

Charmingly luxurious and sensationally comfortable, the TITANIC Hotel is very much a mix of heritage and modern influences. We have created an inspiring blend of classic elements and playful, modern décor. 208 quiet, stylish rooms and a 1.000 m² BeFine Health Club & Spa including a state-of-the-art gym and an original Turkish hamam, offer refuge from the hustle and bustle of the city outside.

your pros in the hotel:

- Free Highspeed Internet (WLAN)
- LCD-TV
- Air conditioning
- Work station
- Minibar
- Coffee - and teamaker
- Laptop safe
- Rain forest shower
- Hair dryer and bathrobe



Single Room incl. breakfast 195 €*
Double Room incl. breakfast 240 €*
Valid until: 7th July 2016

TITANIC Gendarmenmarkt Berlin

Französische Straße 28 / 29

10117 Berlin

distance:

- 2 km** bcc (Berliner Congress Center)
- 3 km** Main station
- 13 km** Tegel airport
- 19.8 km** Schönefeld airport



Hotel de Rome *****

Hotel De Rome was once the historic headquarters of the Dresdner bank. Today, the former manager's office of the bank is a suite; the jewel vault has been turned into a 20-metre indoor swimming pool. History is part of our building.

The 109 rooms range from 36 m² in size. The combined bedroom and living space has a king-sized bed or two single beds. There is also a large working desk. The spacious bathrooms are decorated with marble and mosaic, and are fitted with a bathtub and separate shower.

your pros in the hotel:

- Free Highspeed Internet (WLAN)
- LCD-TV
- Air conditioning
- Work station
- Laptop safe
- Bathtub and separate shower

Single Room incl. breakfast 315 €*
Double Room incl. breakfast 350 €*
Valid until: 27th July 2016

Hotel de Rome

Behrenstraße 37

10117 Berlin

distance:

- 2.4 km** bcc (Berliner Congress Center)
- 2.6 km** Main station
- 12.8 km** Tegel airport
- 20 km** Schönefeld airport

To book one of our recommended hotels with a special bone & tissue days rate, please visit:

boneandtissue.com/hotels-2016

If you want to book directly at the hotel, please note that our special bone & tissue days 2016 rate is only valid when using the booking code: **BTD 2016**


City Tax

Please note that the city of Berlin raises a hotel occupancy tax from 1st January 2014 on all leisure stays. This „CityTax“ of 5% of the net room accommodation rate, plus the applicable sales tax, will be charged per night of stay.

The charge does not apply upon written verification that the stay has exclusively commercial purposes. You can download the relevant document for self-attestation/ employer's attestation of the professional necessity of an overnight stay here:

<http://www.botiss.com/en/content/downloads>

For further assistance, please get in contact with Ms. Schübler / Ihre Tagungsprofis



Anja Schübler

Telephone: +49 345 977 279 45

Telefax: +49 345 977 279 46

Cell phone: +49 176 456 322 60

E-Mail: anja.schuessler@tagungsprofis.de

www.tagungsprofis.de

*All prices include VAT

See you in Berlin

Location

bcc

Berlin Congress Center
Alexanderstraße 11
10178 Berlin

Hereby, I register* for the bone & tissue days Berlin and I accept the general conditions stated below:

Name Email

Street and No Phone

ZIP and City Country Date/Signature

*Please note that your registration is binding.

8th September 2016

Pre-Congress Courses

Booking only possible in combination with congress participation.

WS Fusion Day

- **Lecture:** 150 € excl. VAT
- **Workshop*:** 300 € excl. VAT

*No single booking possible, only in combination with lecture.

Pre-Congress Course with Prof. Dr. Leonardo Trombelli

- **Single Flap Approach – a simplified procedure for periodontal regeneration**
350 € excl. VAT

Important note: The course will be held at a different location. Straumann Fortbildungszentrum Kurfürstendamm 22 / 10719 Berlin

General conditions:

- All prices shown are excluding tax, 19% VAT will be added to your charge. Invoices are issued in Euros.
- All prices incl. meals and drinks
- Registration and cancellation has to be made in written form. A fee of 100 € will be charged for cancellations prior to 4 weeks before the event. After this deadline no costs will be reimbursed.
- The program, overnight costs and event locations can be subject to change.
- After registration you will receive a confirmation letter.
- If the event has to be cancelled due to circumstances beyond our control, no travel and hotel costs will be refunded.
- botiss biomaterials along with its contractors and media representatives are allowed to photograph or record videos during the congress. Attendees agree to allow photographs or recorded material to be used by botiss biomaterials in scientific contributions, on botiss biomaterials websites, and in marketing/promotional documents. 3rd bone & tissue days World Congress attendees acknowledge these points and renounce any claim against botiss biomaterials for any liability resulting from these uses.

9 - 10 September 2016

Congress bone & tissue days 2016

- 598 € excl. VAT
booking of congress is obligatory

Congress Language is English
Lectures will be translated into German, other languages on request.

Friday, 9th September 2016

Evening Event

- 109 € excl. VAT p. P.

..... Please indicate number of tickets.

Friday, 9th September 2016

Workshops each 150 € excl. VAT

Max. one Workshop per Session can be booked

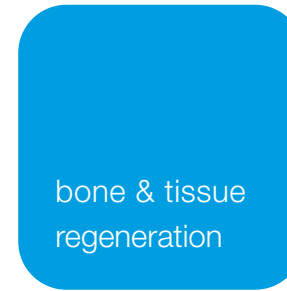
SESSION 1 (08:00 a.m. - 10:00 a.m.)

- **01_ JAN KIELHORN:** The shell technique – established concept with new materials
- **02_ DANIEL ROTHAMEL:** Autograft meets GBR: new frontiers in minimal-invasive grafting procedures
- **03_ DÁVID BOTOND HANGYÁSI:** Surgical methods to ensure sufficient quantity and quality of gingiva around implants
- **04_ RALF SMEETS:** Update on periimplantitis – what is really effective?
- **05_ ANDREA PILLONI:** Understanding the healing of the «periodontal wound» as a biomolecular unit: the basis for the optimal treatment outcomes
- **06_ GREGOR-GEORG ZAFIROPOULOS:** Management of periimplant soft tissue and socket preservation
- **07_ BERNHARD GIESENHAGEN/ORCAN YÜKSEL:** The bone ring technique
- **08_ DAMIR JELUŠIĆ:** Sinus lift – transcrestal or lateral window approach
- **09_ MARKUS SCHLEE:** The bonebuilder concept
- **10_ ANTON SCULEAN^{#1}:** Techniques in plastic periodontal surgery

SESSION 2 (10:30 a.m. - 12:30 p.m.)

- **11_ MICHAEL BACK:** Clinical application of a collagen matrix as alternative to autologous transplants
- **12_ OLAF DAUM:** Augmentation and Bone Grafting – Compact pig jaw-Workshop
- **13_ ADRIAN KASAJ:** Techniques for predictable results in plastic periodontal surgery
- **14_ JEAN-LOUIS ZADIKIAN:** Reducing invasiveness of partial and full-arch restorations – Advanced treatment concepts of soft tissue management and healing
- **15_ ANKE ISSER:** Concepts for vertical ridge augmentation
- **16_ FERNANDO ROJAS-VIZCAYA:** Rehabilitation of the edentulous mandible
- **17_ GIOVANNI ZUCHELLI:** Reconstructive periodontal plastic surgery in the aesthetic zone
- **18_ DAVID DOHAN EHRENFEST:** Innovative regenerative therapy approach: L-PRF
- **19_ HOWARD GLUCKMAN:** Cortical plates as an alternative to the utilisation of Khoury autogenous bone plates
- **20_ ANTON SCULEAN^{#2}:** Techniques in plastic periodontal surgery

#1/#2 - Workshops with this notation will be held twice



soft tissue

education

hard tissue

Innovation. Regeneration. Aesthetics.

botiss biomaterials GmbH
Hauptstr. 28
15806 Zossen / Berlin
Germany

Tel.: +49 33769 / 88 41 992
Fax: +49 33769 / 88 41 993

events@botiss.com
www.botiss.com
www.facebook.com/botissdental